


Power Meets Portability



SPIRIT 2 | 2kW

ELECTRIC OUTBOARD

NEW

The perfect balance between power and portability, redesigned for effortless, clean, and reliable boating



Specifications

Nominal Power	2 kW
Maximum Power (in Boost Mode)	3 kW
Battery Capacity	1539 Wh
Motor Weight (excluding bracket)	Extra Short: 10.2 kg Short: 10.4 kg Long: 10.7 kg
Motor Weight (including bracket)	Extra Short: 12.6 kg Short: 12.8 kg Long: 13.1 kg
Battery Weight	10.4 kg
Battery Life	1000 cycles at 80% SOH
Charging Time	Standard charger: 8 Hrs / Fast charger: 2 Hrs
External Battery	ePropulsion E Series Battery
Charging Temperature	-15°C - 60°C Charging below 0°C requires the use of fast charger (with battery communication function)
Operating Temperature	-10°C - 65°C
Storage Temperature	5°C - 40°C
Rated RPM	1700 to 2100
Trim Angle Adjustment	0°, 7°, 14°, 21°
Tilt Angle	70°, 90°
Shallow Water Mode Tilt Angle	35°
Steering Range	±90°
Dimensions	Extra Short: 410x190x915 mm Short: 410x190x1015 mm Long: 410x190x1140 mm
Propeller	2-blade composite propeller, diameter 240mm, pitch 167mm



Product Features

Powerful Performance


High Power

2 kW battery-integrated electric outboard with a 3 kW boost mode for 1 min.



Optimized Performance

Streamlined design of a 240mm diameter propeller optimized for hydrodynamics, rotating at 2000 RPM.



Expanded Battery Capacity

With a 1539 Battery, enjoy an extended range for longer journeys.



Portable Power Station

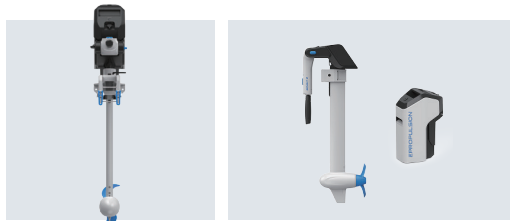
Equipped with a 45 W Type-C port for charging devices.



Portability & Ease of Use


Compact Design

Weighing just 10.2-10.7 kg for the motor and 10.4 kg for the battery, it is portable.



Quick-Connect Battery & Indicator

Hassle-free setup with cable-free battery installation and an indicator for easy monitoring. Check battery status without connecting to the outboard.



Detachable Clamp & Foldable Tiller with Secure Locking

Easy to leave or remove the motor from the boat, and easy to carry with the 90° foldable tiller.



Tiller Design

With 4-locking positions and a 13.5 cm extension, the tiller allows for adjustable handling, enhancing comfort and control during use.



Clean



Quiet



Eco-friendly



Minimal Maintenance



Hydrogeneration

Innovation & Design


Full-Color Display

Offers a full-color display screen with audio cues to enhance the user experience.




Hydrogeneration Technology

Recharges the battery while sailing, ensuring sustainable power.



Integrated Steering Lock

Secure the motor in a fixed, centered position, allowing you to release the handle and move forward.



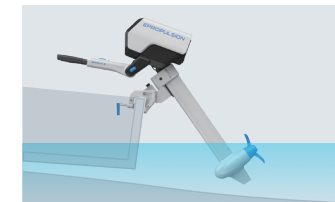
Kill Switch with Pigtail Line

Designed with increased magnetic attraction and an anti-skid feature.



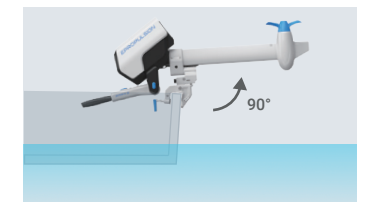
Shallow Water Trimming Position

A 35° trimming position enhances adaptability for different water depths.



Increased Tilt Angle

Increasing the tilt angles to 90° reduces the outboard motor hitting the water during sailing, thereby preventing speed loss.



48V External Battery

Use ePropulsion 48V E-series battery to extend the range.

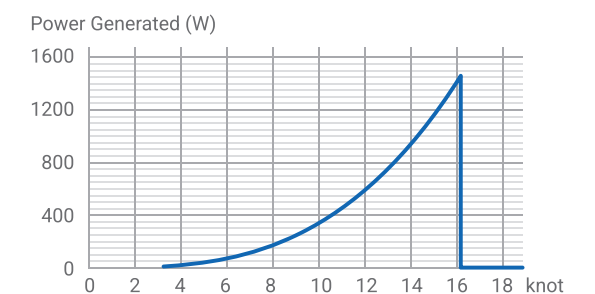
Battery	Runtime (Full-Speed)	Runtime (Half-Speed)
E60 / 3072 Wh	1.5 hrs	3 hrs
E100 / 5120 Wh	2.5 hrs	5 hrs
E163 / 8345 Wh	4 hrs	8 hrs

Performance

Speed and Range*

POWER (W)	SPEED (KNOTS/MPH/KPH)	RUNNING TIME (HH:MM)	RANGE (NM/MI/KM)
500 W	4.0 / 4.6 / 7.4	03:00	11.3 / 13.0 / 21.0
Half Power 1 kW	5.2 / 6.0 / 9.6	01:48	8.3 / 9.6 / 15.4
Full Power 2 kW	9.5 / 10.9 / 17.5	00:54	7 / 8.1 / 13
Sport Mode 3 kW**	11.8 / 13.6 / 21.9		

Hydrogeneration*



* This performance data is based on an 11.5-foot aluminum boat weighing 65 kg, with one person and one Spirit battery in calm lake water. Actual speed, range, and running time may vary due to different boat types, loads, weather conditions, and other factors.

** Sport Mode can last up to 1 minute with a minimum battery state of charge (SOC) of 20%, and the temperature must be within safe limits.